

TRACTOR BOOM ATTACHMENTS



EXTEND YOUR REACH.





BUILDING THE BEST.

At Diamond Mowers, we build the best. By that, we mean the toughest, safest, and most reliable products in the industry.

We continuously enhance our products with designed innovation and a keen understanding of the customer application. We don't build what we want, we build what you need – durable, dependable and effective attachments.

With exceptional customer service and our strong reputation, we'll continue to build the best.

**DEMAND
BRILLIANCE**

What is a Tractor Boom?

Tractor booms are designed to clear ordinarily hard-to-reach trees and brush. They carry tools that perform a wide range of functions like mowing, sawing and mulching.

These booms and their attachments will add the versatility you need for everyday operations.



OVERVIEW

REAR CRADLE BOOM



The **Rear Cradle Boom** folds to the rear for clearance and visibility when in transport.

The method used to attach the Rear Cradle Boom to your tractor will depend primarily on your tractor's make and model. A variety of arm lengths are available to meet application needs and tractor capabilities.

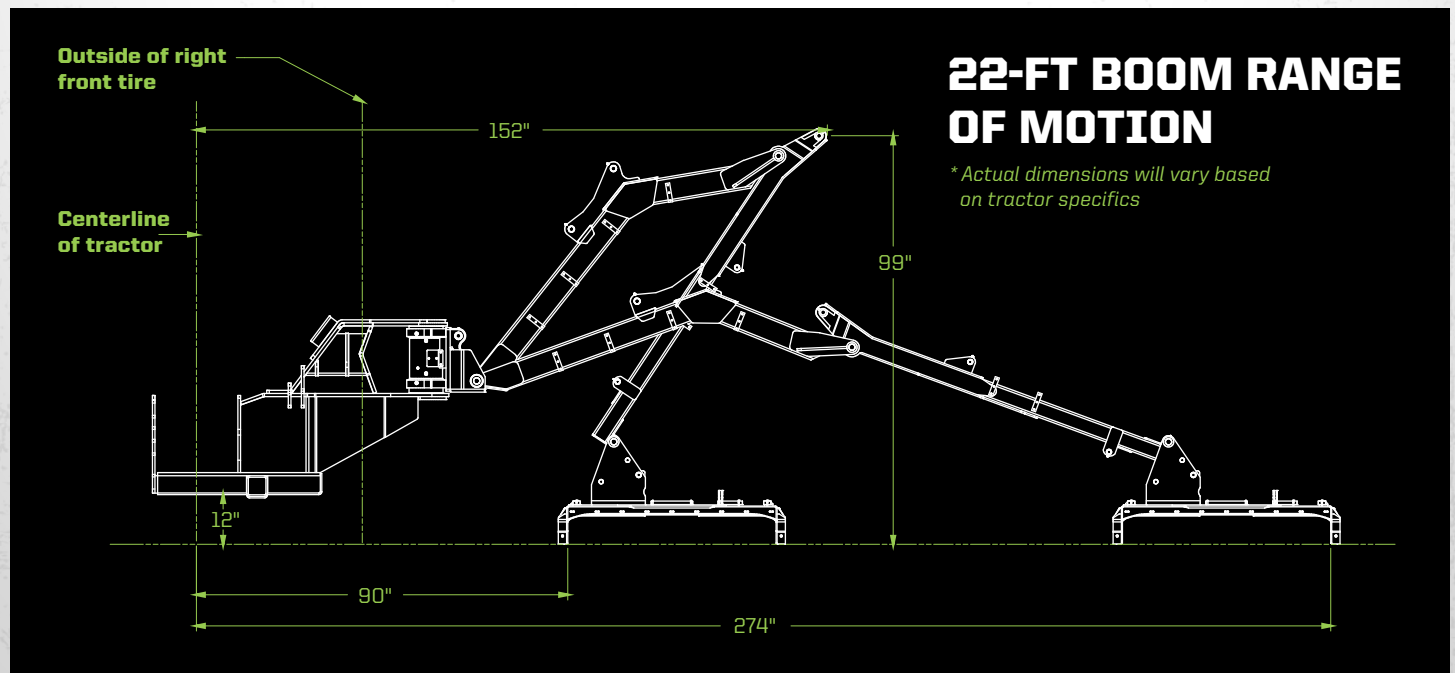


**AVAILABLE
LENGTHS**

21-FT, 22-FT, 23-FT
25-FT, 30-FT

RANGE OF MOTION

Diamond's most popular 22-foot rear cradle boom has been reconfigured to position the cutter head **15" closer to the tractor***.

This innovative design prevents the tractor from crossing the center line on narrow roads, making it an ideal solution for maintaining the grass on a road shoulder. Additionally, the pin connection between the primary and secondary booms is out of the way when the head is pulled in close to the tractor.



NEXT LEVEL CONTROL

ALL AT YOUR FINGERTIPS



IBC

INTEGRATED BOOM CONTROL

Meet the **Diamond Integrated Boom Control** system, equipped on all mid-mount booms.

The **IBC** system was created to give the operator single hand control, enhanced safety features, and an optional industry-leading Smart Screen - making this boom control system more capable than ever.



IBC SMART SCREEN

- Customizable boom speeds and joystick sensitivity
- Tracks and feeds data back to you
- Detailed diagnostics for troubleshooting in the field

+ Options available at an additional cost

For more information about our limited warranty, call 888.960.0364 or visit our website DiamondMowers.com/Service-Warranty



IBC JOYSTICK



- Built into the custom armrest, attaching to your tractor seat *
- All controls at your fingertips
- Enhanced safety with an emergency stop button



CUSTOM ARMREST

- Integrates with the existing tractor seat and replaces the OEM armrest *
- Includes 5 different adjustment locations
- The wrist adjustment allows you to position the joystick at the correct angle for your operating style

* Custom Armrest not compatible with certain tractor models

CUTTING HEADS

While tractor booms provide reach and mobility, **cutting heads** determine the actual function of the attachment.

At **Diamond Mowers**, we offer several types of cutting heads that attach to our tractor booms.



BRUSH CUTTER

- Available in **50"** and **60"** cutting widths
- Cuts up to **4"** material continuously and **8"** intermittently
- Spindle only requires an **annual oil change**.
- Proprietary Tri-Hex disc provides greater inertia in tough conditions - **5YR WARRANTY**



FLAIL MOWER

- Available in **44"**, **50"** and **63"** cutting widths
- Select models are capable of cutting up to **6"** material
- Ideal for a finished look
- Ground rollers require **no daily maintenance** (Applies to 44" and 50" models only)



DRUM MULCHER DC

- Available in **30"** and **50"** cutting widths
- Cuts up to **8"** material
- Mulches material with Twin Chisel® Planer Teeth that can be easily sharpened
- Cut, process, and clear trees and brush in one pass.



DISC MULCHER

- **36"** cutting width
- Cuts up to **8"** material and mulches up to **5"**
- Mulches material with Four-Point Hardened Steel Teeth
- **10x faster** than rotary mower



SAW BLADE


- **48"** cutting width
- Cuts up to **10"** material
- Slices material with replaceable carbide teeth
- Delivers a clean, finished cut



DITCHER


- **22"** cutting width
- Ideal for ditches and culverts
- Uses three **3/8"** thick replaceable knives
- Equipped with hydraulic chute to direct exhausted material

FEATURES




HYDRAULIC COOLER

- Virtually impossible to overheat
- Mounted to pump & grill guard
- **Auxiliary Light** comes standard for enhanced visibility




SHATTER RESISTANT WINDOW

- Provides greater cab protection
- Standard for right hand door/window



HYDRAULIC ACTUATOR

- Breakaway protection in both forward and reverse
- Fully enclosed with fewer moving parts for easy maintenance
- Larger range of motion than traditional swing cylinder



HYDRAULIC TRAP DOOR

- Available for **50"** and **60"** Brush Cutters and **50"** Flail Mower
- Exposes blade to easily feed material

+ Options available at an additional cost




FENDER HYDRAULIC TANK

- Placed in a protected location to prevent damage
- Provides enhanced visibility
- Allows use of 3-PT hitch



+ AXLE STABILIZER

- Increases stability by eliminating oscillation on front axle
- Standard on 25-ft and longer booms
- Optional on shorter length booms



+ Q-LINK 3-PT PUMP

Diamond's Q-Link allows operators to further maximize their existing mid-mount tractors for other jobs such as sweeping or snow blowing outside of mowing season.

Benefits of the Q-link include:

- Ability to install and remove front pump assembly, allowing the 3-PT hitch and PTO to be used
- Keeps the rear 3-PT hitch and PTO available for other equipment
- Equipped with stands, hydraulic quick couplers and weather proof caps for all hydraulic and electrical connections – all for easy storage, quick installation and quick removal!
- Allows the operator to turn the hydraulic pump on and off, using less fuel

This option is available to tractors equipped with a CAT II front 3-PT hitch and front 1,000 RPM PTO.

HOW DO THEY ALL COMPARE?

CUTTING HEAD	APPLICATION	CUT CAPACITY
50" BRUSH CUTTER	All purpose, high productivity grass and brush cutting.	Cuts up to 4" material continuously and 8" intermittently
60" BRUSH CUTTER	All purpose, high productivity grass and brush cutting	Cuts up to 4" material continuously and 8" intermittently
44" FLAIL MOWER	Safe grass mowing and brush shredding. Safest option for higher traffic roads.	Cuts up to 3" material continuously and 6" intermittently
50" FLAIL MOWER	Safe grass mowing and brush shredding. Safest option for higher traffic roads.	Cuts up to 3" material continuously and 6" intermittently
63" FLAIL MOWER	Grass-only mowing. Safest option for higher traffic roads.	Cuts grass continuously and 2" brush intermittently
30" DRUM MULCHER DC	Cut, process, and clear material all with one pass.	Cuts up to 8" material
50" DRUM MULCHER DC	Cut, process, and clear material all with one pass.	Cuts up to 8" material
36" DISC MULCHER	Highest productivity brush and tree mulching in rural situations.	Cuts up to 8" material and mulches up to 5"
48" SAW BLADE	Cleanly and safely cut overhead limbs.	Cuts up to 10" material
22" DITCHER	Clean and maintain existing ditches.	Includes three 3/8" thick replaceable knives

WHY A BOOM?

More productive on →

FENCE LINES



TREE BRANCHES



ROADSIDE MAINTENANCE



HARD TO REACH AREAS



THE DIAMOND DIFFERENCE

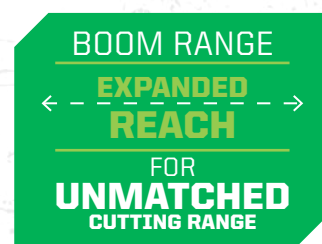
BOOM LENGTH



CONTROL



REACH



UNPARALLELED CUSTOMER SERVICE



Patents: 62/484,363 | 9,439,351 | D731559 [Specifications and design subject to change without notice.]

CONTACT US →



+1 605.977.3300



Info@DiamondMowers.com



www.DiamondMowers.com